



The natural choice

INSTALLER LEAFLET



DAIKIN ALTHERMA
LOW TEMPERATURE
HEAT PUMP

The Daikin Altherma
low temperature heat pump, part of an
innovative product range, is designed
to deliver only the best in climate control:

Best seasonal efficiencies, providing the highest savings on running costs

- excellent COP ratings for incentive and certification schemes
- no need for (or only very limited) use of electrical assistance
- best efficiencies achieved within the most relevant temperature range

p. 4

Perfect fit for new builds, as well as for low-energy houses

- custom-made product for very low heat loads
- built to withstand the most severe winter conditions
- heating, cooling and domestic hot water in one system

p. 6



offered in 3 solutions

Integrated floor standing unit, saving installation space and time

- all components and connections factory-made
- very small installation footprint required
- minimum electrical input with constantly available hot water

p. 8

Integrated solar unit, maximising renewable energy and offering top comfort

- solar support for domestic hot water with unpressurised solar system
- lightweight plastic tank
- bivalent option: combinable with a secondary heat source
- app control possible

p. 9

Wall mounted unit, offering flexibility for installation and domestic hot water connection

- compact unit with small installation space, almost no side clearances are required
- combinable with a separate domestic hot water tank of up to 500 litres, with or without solar support

p. 10



Best seasonal efficiency

providing the highest savings

1. LOW RUNNING COSTS: HIGH HEAT PUMP EFFICIENCIES AT ALL OUTDOOR AND WATER TEMPERATURES

Daikin Altherma low temperature uses a range of efficient compressors, limiting electrical compressor inputs to its maximum. This results in optimal efficiencies at several rated conditions, providing excellent ratings, complying with incentive and certification schemes (e.g. EPBD regulations) throughout Europe.

- Each capacity class has an individually sized compressor to avoid over-dimensioning
- Optimised efficiency at all outside and water temperatures, thanks to a pressure sensor and an individual dimensioned plate heat exchanger per capacity class

This means the end user only pays for the capacity he really needs to obtain the best energy efficiency.

2. GUARANTEED PERFORMANCES: HIGH HEATING CAPACITIES DOWN TO LOW OUTSIDE TEMPERATURE

Daikin Altherma low temperature maintains its high heating capacities down to low outdoor temperatures. The electrical back-up heater assistance is no longer required or only very limited.

These high heating capacities, available on the whole Daikin Altherma low temperature 4kW-16kW range, are achieved thanks to the combination of:

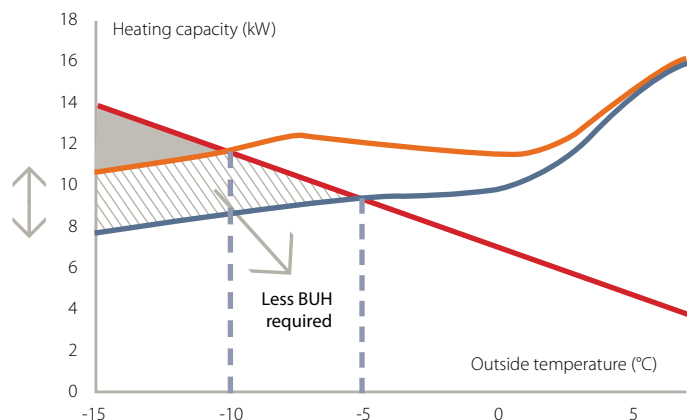
- Optimised controls to achieve higher frequency of use at low outdoor temperatures
- Liquid injection to avoid too high discharge temperatures when high water temperatures are required at low outdoor temperatures
- Perfectly dimensioned plate heat exchangers to maximise the heat exchange surface

Comparison between standard air-to-water heat pump and new Daikin Altherma units (ERLQ-C range - 11-16 kW)

- Location: Munich
- Design temperature: -15°C
- Heat load: 14kW
- Heating off temperature: 16°C

- Standard HP system
- ERLQ016C
- Heat load

- => + 40% capacity at -15°C
- => No need for back up heater from -10°C onwards (compared to -5°C for standard heat pump)



ncies

on running costs



3. MINIMUM ENERGY CONSUMPTION: DAIKIN INVERTER COMPRESSORS WITH HIGH MODULATING RANGE

When the heat load is lower than the maximum capacity of the heat pump system, the compressor can turn in partial load operation. This reduced compressor frequency results in:

- Higher compressor efficiency in partial load operation
- Delivered capacities exactly matching the actual heating demand of the building
- Obtaining the capacities needed with minimum energy consumption
- Less on/off operation, increasing the operation life cycle of the compressor

The new Daikin Altherma low temperature has a high modulating range, meaning the compressor can modulate down to low frequencies to offer the highest efficiencies over the relevant temperature range.

Each inverter compressor has a certain maximum and minimum frequency, and works in between the optimal operation area with the highest operating efficiencies.

4. SMART HEATING CONTROLS

The combined effect of the Daikin Altherma weather-dependent set-point control and the Daikin Altherma inverter compressors maximises the efficiency at each outdoor temperature, assuring stable room temperatures.

1 Weather-dependent set-point control. This control logic will always keep the water temperatures as low as possible, to maximise the heat pump efficiency for each specific outdoor temperature. This results in:

- Higher heat pump efficiency with lower water temperatures
- No unnecessary overheating, thereby delivering the temperatures required
- Continuous heating at lower water temperatures, providing stable room temperatures

2 Inverter technology: lowering the compressor frequency with increasing outdoor temperatures, thus increasing the efficiency

5. OPTIMAL USE OF ENERGY LIMITING ELECTRICAL INPUTS OF AUXILIARY COMPONENTS

In addition to limiting the electrical input of the compressor and the electrical back-up heater, Daikin limits electrical inputs of auxiliary components. This also contributes to the high seasonal efficiencies achieved by the Daikin Altherma range.

- Factory-mounted high efficiency circulating pump already qualifying for future regulations (ErP2015) with an A-energy label ($EEI \leq 0.23$)
- No standby losses of inverter drive PCB, lowering electricity consumption during standby mode
- No bottom plate heater needed on 4-8kW class
- Low-capacity bottom plate heater on 11-16kW class (ERLQ-C series), only operating during defrost cycles, results in 90% less electricity consumption when compared with standard thermostatic controlled bottom plate heaters

=> Thanks to all these improvements, COP of up to 5.04* is reached

*EHV(H/X)04C or EHB(H/X)04C with ERLQ004CV3 (Ta DB/WB 7°C/6°C - LWC 35°C (DT=5°C))

Perfect fit for new as well as for low energy hou

1. OPTIMISED UNIT FOR LOW HEAT LOADS

The new Daikin Altherma low temperature is designed to meet the requirements of newly built and low-energy houses characterised by low heat loads.

The low capacity 4kW unit with its high modulating range offers optimal efficiency in most relevant outdoor temperature ranges by combining compressors and plate heat exchangers that have been specifically designed for smaller heat loads.

2. MAXIMUM COMFORT

Daikin Altherma low temperature: one system for optimal year-round comfort

- Optimal comfort conditions the whole year round, with both heating and cooling possible
- Stable room temperatures thanks to Daikin inverter compressors and weather dependent set point control
- Room thermostat function to even better match the set-point room temperature with the actual room temperature

3. CONNECTABLE HEAT EMITTERS

The Daikin Altherma low temperature has an operation range up to 55°C leaving water temperature, allowing for connection to all types of low-temperature heat emitters.

Under-floor heating

25°C → 35°C

Heat pump convector

35°C → 45°C

The Daikin heat pump convector is specifically designed to offer optimal efficiencies and comfort for residential applications.

- Small dimensions compared to low-temperature radiators
- Low sound level, optimal for bedroom applications
- High-capacity cooling with water temperatures down to 6° C

Low-temperature radiators

40°C → 55°C

builds, ses



4. GUARANTEED OPERATION: DAIKIN ALTHERMA IS SUITABLE FOR ALL CLIMATES, EVEN WITHSTANDING SEVERE WINTER CONDITIONS

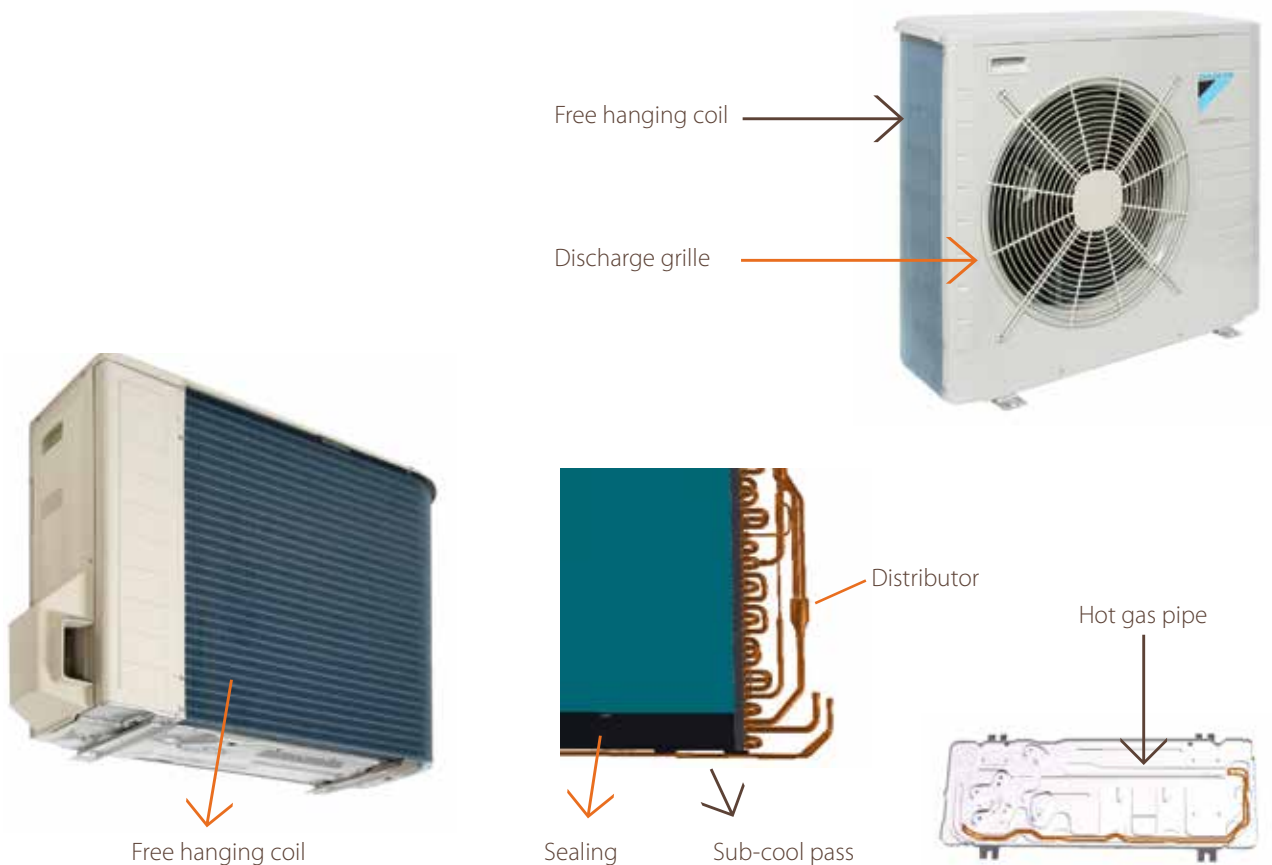
Daikin is renowned for its know-how related to frost protection on its heat pump range. Even in the most severe winter conditions.

1. The 4-8kW range outdoor unit

- The outdoor unit has a free hanging coil, ensuring no ice accumulates in the lower part of the outdoor unit. This is key to offering appropriate frost protection and has the additional advantage that no electrical bottom plate heater is required
- The discharge grille is also specifically designed to avoid ice accumulation

2. The 11-16kW range outdoor unit

- Hot gas pass: hot gaseous refrigerant coming from the compressor runs through the bottom plate to keep the base free of ice and all the drain holes open
- Sub-cool pass: before the refrigerant pipe is split by the distributor to the hairpins, the refrigerant passes through the bottom of the coil to keep this lower part free of ice




Integrated heating and hot water unit, saving installation space and time



1. EASIEST AND FASTEST INSTALLATION, DOMESTIC HOT WATER TANK INCLUDED


- Fast installation: the stainless steel domestic hot water tank is included in the unit, with all connections between heat pump module and tank factory made.
- All hydraulic components are included.
- Easy serviceability and maintenance: the electric PCB board and hydraulic components are accessible from the front.
- Lower installation footprint: all water and refrigerant connections are at the top of the unit, assuring easy connection and accessibility.



2. SPACE SAVING: COMPACT INDOOR UNIT WITH SLEEK DESIGN

Thanks to the all-in-one design, the installation space is minimised both in terms of footprint and height

- As the domestic hot water tank is integrated in the indoor unit, the installation space required is greatly reduced.
- Small footprint: with a width of only 600mm and a depth of 728mm, the integrated indoor unit has a similar footprint compared to other household appliances.
- Smaller installation footprint: almost no side clearances are required, as the piping connections are at the top. This results in an installation footprint of only 0.45m².
- Low installation height: both the 180l and 260l version come with a height of 173cm.
- The compactness of the integrated indoor unit is emphasised by its sleek design and modern look, easily fitting with other household appliances.



3. BEST SOLUTION FOR DOMESTIC HOT WATER HEATING: HIGH EFFICIENCY – HIGH COMFORT

- 50% less heat loss compared to a standard insulated tank.
- Up to 55°C with heat pump operation only and 60°C with standard back up heater.
- High hot water volumes: 300l at 40°C, enough for 6 showers without any electrical assistance.
- Schedule function: heat up the tank at a specified time during the day.
- Reheat function: when the tank temperature goes below a specified minimum reheat temperature, the tank is automatically reheated.

4. QUICK AND EASY COMMISSIONING

- At first start-up, a quick configuration wizard will guide the installer through the commissioning process. As a result, only the relevant parameter settings will be shown in the menus, which can also be downloaded to a pc as back-up.

5. EASY SERVICEABILITY

- The error messages appear in full text, to guide the end user to take the appropriate action.
- Additionally, the detailed information on operational conditions can easily be read out from the extended menu.

6. ROOM TEMPERATURE CONTROL FUNCTIONALITY

- The user interface is equipped with a temperature sensor and can be installed remotely.

Integrated solar unit maximising renewable energy and offering top comfort



The integrated solar unit **uses free energy from the sun** and thus supports the production of domestic hot water. Solar energy and heat pumps complement each other ideally in this application.

Depending on your customer's needs, an unpressurised and pressurised solar system can be offered. The integrated solar unit is available in a **lightweight plastic tank** and is combinable with a secondary heat source as an option. With the app, easy control via your smartphone is possible.



1. SOLAR SUPPORT OF DOMESTIC HOT WATER WITH UNPRESSURISED (DRAIN BACK) AND PRESSURISED SOLAR SYSTEM

- The integrated solar unit uses free energy from the sun and thus supports the production of domestic hot water.
- Depending on your customer's needs, an unpressurised and pressurised system can be offered.

2. LIGHTWEIGHT PLASTIC TANK WITH EXCEPTIONAL HYGIENIC BENEFITS

- Thanks to the flow through principle, legionella bacteria cannot grow, thus eliminating the need for a thermal disinfection cycle.

3. BIVALENT OPTION: COMBINABLE WITH A SECONDARY HEAT SOURCE (EHSXB-A ONLY)

- A solar system can be supported by fuel boilers or any other secondary heat source to provide heating and hot water.

4. APP CONTROL POSSIBLE

- Simple consistent handling with intuitive menu navigation and control can be carried out via your smartphone with the app.

Wall mounted unit, offering flexibility for installation and domestic hot connection



1. FLEXIBLE SOLUTION

1. When no domestic hot water is required in combination with the Daikin Altherma system.
2. When the wall-mounted indoor unit should be combined with a separate domestic hot water tank.
 - stainless steel tank: 150l, 200l or 300l
 - enamel tank: 150l, 200l or 300l
3. When the connection to Daikin solar system is required
 - The solar collectors of the **unpressurised solar system** are only filled with water when sufficient heat is provided by the sun. Antifreeze is not necessary since the collector surfaces are not filled with water if the installation is not in use.
 - The **pressurised solar system** is filled with heat transfer fluid with the correct amount of antifreeze to avoid freezing in winter.

2. QUICK AND EASY COMMISSIONING

- At first start-up, a quick configuration wizard will guide the installer through the commissioning process. As a result, only the relevant parameter settings will be shown in the menus, which can also be downloaded to a pc as back-up.

3. EASY SERVICEABILITY

- The error messages appear in full text, to guide the end user to take the appropriate action.
- Additionally, the detailed information on operational conditions can easily be read out from the extended menu.

4. ROOM TEMPERATURE CONTROL FUNCTIONALITY

- The user interface is equipped with a temperature sensor and can be installed remotely from the Daikin Altherma low temperature indoor unit



Technical specifications

FLOOR STANDING INDOOR UNIT

HEATING ONLY



| INDOOR UNIT | | | | EHVH04518CB3V | EHVH08518CB3V EHVH08526CB9W | EHVH08518CB3V EHVH08526CB9W | EHVH16518CB3V EHVH16526CB9W | EHVH16518CB3V EHVH16526CB9W | EHVH16518CB3V EHVH16526CB9W | EHVH16518CB3V EHVH16526CB9W | EHVH16518CB3V EHVH16526CB9W | |
|----------------------|--------------------|-----------------------|-----------|---------------|--------------------------------|--------------------------------|--------------------------------|--------------------------------|--------------------------------|--------------------------------|--------------------------------|--|
| Casing | Colour | White | | | | | | | | | | |
| | Material | Precoated sheet metal | | | | | | | | | | |
| Dimensions | Unit | HeightxWidthxDepth | mm | 1,732x600x728 | | | | | | | | |
| Weight | Unit | | | kg | 115 | 116/126 | | | 120/129 | | | |
| | Tank | Water volume | | | l | 180 | | 180/260 | | | | |
| Operation range | Heating | Insulation | Heat loss | kWh/24h | 1.4 | | 1.4/1.9 | | | | | |
| | | Corrosion protection | | | | Anode | | | | | | |
| | Domestic hot water | Ambient | Min.~Max. | °C | -25~25 | | | -25~35 | | | | |
| Sound power level | Nom. | Water side | Min.~Max. | °C | | | | 15~55 | | | | |
| | | °CDB | Min.~Max. | °C | -25~35 | | | -20~35 | | | | |
| Sound pressure level | Nom. | Water side | Min.~Max. | °C | | | | 25~60 | | | | |
| | | °CDB | Min.~Max. | °C | | | | 47 | | | | |
| | | | | dB | 42 | | | 33 | | | | |
| | | | | dB | 28 | | | | | | | |

| OUTDOOR UNIT | | | | ERLQ004CV3 | ERLQ006CV3 | ERLQ008CV3 | ERLQ011CV3 | ERLQ014CV3 | ERLQ016CV3 | ERLQ011CW1 | ERLQ014CW1 | ERLQ016CW1 | | | |
|----------------------|-----------------|--------------------|-----------|------------------------------|------------|---------------------|---------------------|---------------------|---------------------|--|---------------------|--|---------------------|---|--|
| Heating capacity | Min. | | | kW | | 1.80 (1) / 1.80 (2) | | | | | | | | | |
| | Nom. | | | kW | | 4.40 (1) / 4.03 (2) | | 6.00 (1) / 5.67 (2) | | 7.40 (1) / 6.89 (2) | | 11.2 (1) / 11.00 (2) | | | |
| | Max. | | | kW | | 5.12 (1) / 4.90 (2) | | 8.35 (1) / 7.95 (2) | | 10.02 (1) / 9.35 (2) | | 8.6 (3) / 8.60 (4) | | | |
| Power input | Heating | Nom. | | | kW | | 0.87 (1) / 1.13 (2) | | 1.27 (1) / 1.59 (2) | | 1.66 (1) / 2.01 (2) | | 2.43 (1) / 3.10 (2) | | |
| | | Max. | | | kW | | | | 3.13 (3) / 4.10 (4) | | 4.00 (3) / 5.19 (4) | | 4.32 (3) / 5.22 (4) | | |
| COP | | | | 5.04 (1) / 3.58 (2) | | 4.74 (1) / 3.56 (2) | | 4.45 (1) / 3.42 (2) | | 4.6 (1) / 2.75 (3) / 3.55 (2) / 2.10 (4) | | 4.3 (1) / 2.65 (3) / 3.32 (2) / 2.09 (4) | | 4.25 (1) / 2.64 (3) / 3.55 (2) / 2.10 (4) | |
| Dimensions | Unit | HeightxWidthxDepth | | | mm | | | | | | | | | | |
| Weight | Unit | | | kg | | 54 | | 56 | | 113 | | | 114 | | |
| | Operation range | Heating | Min.~Max. | °CWB | | -25~25 | | -25~35 | | | | | | | |
| Refrigerant | Type | | | °CDB | | 10~43 | | 10~46 | | | | | | | |
| | | Domestic hot water | Min.~Max. | °CDB | | -25~35 | | -20~35 | | | | | | | |
| Sound power level | Heating | Nom. | | | dB | | 61 | | 62 | | 64 | | 66 | | |
| | | Cooling | Nom. | | | dB | | 63 | | 64 | | 66 | | 69 | |
| Sound pressure level | Heating | Nom. | | | dB | | 48 | | 49 | | 50 | | 52 | | |
| | | Cooling | Nom. | | | dB | | 48 | | 49 | | 50 | | 52 | |
| Power supply | | | | Name/Phase/Frequency/Voltage | | Hz/V | | | | | | | | | |
| Current | | | | Recommended fuses | | A | | 20 | | 40 | | | 20 | | |

(1) Condition 1: cooling Ta 35°C - LWE 18°C (DT = 5°C); heating Ta DB/WB 7°C/6°C - LWC 35°C (DT = 5°C) (2) Condition 2: cooling Ta 35°C - LWE 7°C (DT = 5°C); heating Ta DB/WB 7°C/6°C - LWC 45°C (DT = 5°C) (3) Condition 3: heating Ta DB -7°C (RH85%) - LWC 35°C (4) Condition 4: heating Ta DB -7°C (RH85%) - LWC 45°C

HEATING & COOLING



| INDOOR UNIT | | | | EHVH04518CB3V | EHVH08518CB3V EHVH08526CB9W | EHVH08518CB3V EHVH08526CB9W | EHVH16518CB3V EHVH16526CB9W | EHVH16518CB3V EHVH16526CB9W | EHVH16518CB3V EHVH16526CB9W | EHVH16518CB3V EHVH16526CB9W | EHVH16518CB3V EHVH16526CB9W | |
|----------------------|----------|-----------------------|-----------|---------------|--------------------------------|--------------------------------|--------------------------------|--------------------------------|--------------------------------|--------------------------------|--------------------------------|--|
| Casing | Colour | White | | | | | | | | | | |
| | Material | Precoated sheet metal | | | | | | | | | | |
| Dimensions | Unit | HeightxWidthxDepth | mm | | | | | | | | | |
| Weight | Unit | | | kg | | 115 | | 117/126 | | | 121/129 | |
| | Tank | Water volume | | | l | | 180 | | 180/260 | | | |
| Operation range | Heating | Insulation | Heat loss | kWh/24h | 1.4 | | 1.4/1.9 | | | | | |
| | | Corrosion protection | | | | Anode | | | | | | |
| | Cooling | Ambient | Min.~Max. | °C | -25~25 | | | -25~35 | | | | |
| Sound power level | Nom. | Water side | Min.~Max. | °C | | | | 15~55 | | | | |
| | | °CDB | Min.~Max. | °C | 10~43 | | | 10~46 | | | | |
| Sound pressure level | Nom. | Water side | Min.~Max. | °C | | | | 5~22 | | | | |
| | | °CDB | Min.~Max. | °C | -25~35 | | | -20~35 | | | | |
| | | | | dB | 42 | | | 47 | | | | |
| | | | | dB | 28 | | | 33 | | | | |

| OUTDOOR UNIT | | | | ERLQ004CV3 | ERLQ006CV3 | ERLQ008CV3 | ERLQ011CV3 | ERLQ014CV3 | ERLQ016CV3 | ERLQ011CW1 | ERLQ014CW1 | ERLQ016CW1 | | |
|----------------------|-----------------|--------------------|-----------|------------------------------|------------|---------------------|---------------------|---------------------|---------------------|----------------------|---------------------|----------------------|--|----|
| Heating capacity | Min. | | | kW | | 1.80 (1) / 1.80 (2) | | | | | | | | |
| | Nom. | | | kW | | 4.40 (1) / 4.03 (2) | | 6.00 (1) / 5.67 (2) | | 7.40 (1) / 6.89 (2) | | 11.2 (1) / 11.00 (2) | | |
| | Max. | | | kW | | 5.12 (1) / 4.90 (2) | | 8.35 (1) / 7.95 (2) | | 10.02 (1) / 9.35 (2) | | 8.6 (3) / 8.60 (4) | | |
| Cooling capacity | Min. | | | kW | | 2.00 (1) / 2.00 (2) | | 2.50 (1) / 2.50 (2) | | | | | | |
| | | Nom. | | | kW | | 5.00 (1) / 4.17 (2) | | 6.76 (1) / 4.84 (2) | | 6.86 (1) / 5.36 (2) | | 15.05 (1) / 11.72 (2) | |
| Power input | Heating | Nom. | | | kW | | 0.87 (1) / 1.13 (2) | | 1.27 (1) / 1.59 (2) | | 1.66 (1) / 2.01 (2) | | 2.43 (1) / 3.10 (2) | |
| | | Max. | | | kW | | | | 3.13 (3) / 4.10 (4) | | 4.00 (3) / 5.19 (4) | | 4.32 (3) / 5.22 (4) | |
| COP | Cooling | Nom. | | | kW | | 1.48 (1) / 1.80 (2) | | 1.96 (1) / 2.07 (2) | | 2.01 (1) / 2.34 (2) | | 4.53 (1) / 4.31 (2) | |
| | | Max. | | | kW | | 5.04 (1) / 3.58 (2) | | 4.74 (1) / 3.56 (2) | | 4.45 (1) / 3.42 (2) | | 4.6 (1) / 2.75 (3) / 3.55 (2) / 2.10 (4) | |
| EER | | | | 3.37 (1) / 2.32 (2) | | 3.45 (1) / 2.34 (2) | | 3.42 (1) / 2.29 (2) | | 2.96 (1) / 2.72 (2) | | 2.96 (1) / 2.72 (2) | | |
| Dimensions | Unit | HeightxWidthxDepth | mm | | | | | | | | | | | |
| Weight | Unit | | | kg | | 54 | | 56 | | 113 | | | 114 | |
| | Operation range | Heating | Min.~Max. | °CWB | | -25~25 | | -25~35 | | | | | | |
| Refrigerant | Type | | | °CDB | | 10~43 | | 10~46 | | | | | | |
| | | Domestic hot water | Min.~Max. | °CDB | | -25~35 | | -20~35 | | | | | | |
| Sound power level | Heating | Nom. | | | dB | | 61 | | 62 | | 64 | | 66 | |
| | | Cooling | Nom. | | | dB | | 63 | | 64 | | 66 | | 69 |
| Sound pressure level | Heating | Nom. | | | dB | | 48 | | 49 | | 50 | | 52 | |
| | | Cooling | Nom. | | | dB | | 48 | | 49 | | 50 | | 52 |
| Power supply | | | | Name/Phase/Frequency/Voltage | | Hz/V | | | | | | | | |
| Current | | | | Recommended fuses | | A | | 20 | | 40 | | | 20 | |

(1) Condition 1: cooling Ta 35°C - LWE 18°C (DT = 5°C); heating Ta DB/WB 7°C/6°C - LWC 35°C (DT = 5°C) (2) Condition 2: cooling Ta 35°C - LWE 7°C (DT = 5°C); heating Ta DB/WB 7°C/6°C - LWC 45°C (DT = 5°C) (3) Condition 3: heating Ta DB -7°C (RH85%) - LWC 35°C (4) Condition 4: heating Ta DB -7°C (RH85%) - LWC 45°C

WALL MOUNTED INDOOR UNIT

HEATING ONLY



| INDOOR UNIT | | | | EHBH04CB3V | EHBH08CB3V EHBH08CB9W | EHBH08CB3V EHBH08CB9W | EHBH16CB3V EHBH16CB9W | EHBH16CB3V EHBH16CB9W | EHBH16CB3V EHBH16CB9W | EHBH16CB3V EHBH16CB9W | EHBH16CB3V EHBH16CB9W | |
|----------------------|--------------------|-----------------------|------------|-------------|--------------------------|--------------------------|--------------------------|--------------------------|--------------------------|--------------------------|--------------------------|--------|
| Casing | Colour | White | | | | | | | | | | |
| | Material | Precoated sheet metal | | | | | | | | | | |
| Dimensions | Unit | HeightxWidthxDepth | mm | 890x480x344 | | | | | | | | |
| Weight | Unit | | | kg | 44 | 46/48 | | | | | | 47/48 |
| Operation range | Heating | Ambient | Min.~Max. | °C | -25~25 | | | | | | | -25~35 |
| | | | Water side | Min.~Max. | °C | | | | 15~55 | | | |
| | Domestic hot water | Ambient | Min.~Max. | °CDB | -25~35 | | | | | | | -20~35 |
| | | | Water side | Min.~Max. | °C | | | | 25~80 | | | |
| Sound power level | Nom. | | | dBA | 40 | | | | | | | 47 |
| Sound pressure level | Nom. | | | dBA | 26 | | | | | | | 33 |

| OUTDOOR UNIT | | | | ERLQ004CV3 | ERLQ006CV3 | ERLQ008CV3 | ERLQ011CV3 | ERLQ014CV3 | ERLQ016CV3 | ERLQ011CW1 | ERLQ014CW1 | ERLQ016CW1 | |
|----------------------|------------------------------|--------------------|--------|---------------------|---------------------|---------------------|------------|---------------------|------------|------------|------------|------------|--|
| Heating capacity | Min. | | | 1.80 (1) / 1.80 (2) | | | | | | | | | |
| | Nom. | | | 4.40 (1) / 4.03 (2) | | | | | | | | | |
| | Max. | | | 6.00 (1) / 5.67 (2) | | | | | | | | | |
| Power input | Heating | Nom. | | | 0.87 (1) / 1.13 (2) | | | | | | | | |
| | | Max. | | | 1.27 (1) / 1.59 (2) | | | | | | | | |
| COP | | | | 5.04 (1) / 3.58 (2) | | 4.74 (1) / 3.56 (2) | | 4.45 (1) / 3.42 (2) | | | | | |
| Dimensions | Unit | HeightxWidthxDepth | mm | 735x832x307 | | | | 1,345x900x320 | | | | | |
| Weight | Unit | | | kg | 54 | 56 | | 113 | | | | 114 | |
| Operation range | Heating | Min.~Max. | | | -25~25 | | | | -25~35 | | | | |
| | | | | | -25~35 | | | | -25~35 | | | | |
| | Cooling | Min.~Max. | | | 10~43 | | | | 10~46 | | | | |
| | | | -25~35 | | | | -20~35 | | | | | | |
| Domestic hot water | Min.~Max. | | | -25~35 | | | | -20~35 | | | | | |
| | | | | -25~35 | | | | -20~35 | | | | | |
| Refrigerant | Type | | | R-410A | | | | | | | | | |
| | Charge | | | 1.45 | | 1.60 | | 3.4 | | | | | |
| Sound power level | Heating | Nom. | | | 61 | | 62 | | 64 | | 66 | | |
| | | Cooling | | | 63 | | 64 | | 66 | | 69 | | |
| Sound pressure level | Heating | Nom. | | | 48 | | 49 | | 51 | | 52 | | |
| | | Cooling | | | 49 | | 50 | | 52 | | 54 | | |
| Power supply | Name/Phase/Frequency/Voltage | | | Hz/V | | | | | | | | | |
| Current | Recommended fuses | | | A | | | | | | | | | |
| | | | | 20 | | | | 40 | | | | 20 | |

(1) Condition 1: cooling Ta 35°C - LWE 18°C (DT = 5°C); heating Ta DB/WB 7°C/6°C - LWC 35°C (DT = 5°C) (2) Condition 2: cooling Ta 35°C - LWE 7°C (DT = 5°C); heating Ta DB/WB 7°C/6°C - LWC 45°C (DT = 5°C) (3) Condition 3: heating Ta DB -7°C (RH85%) - LWC 35°C (4) Condition 4: heating Ta DB -7°C (RH85%) - LWC 45°C

HEATING & COOLING

| INDOOR UNIT | | | | EHBX04CB3V | EHBX08CB3V EHBX08CB9W | EHBX08CB3V EHBX08CB9W | EHBX16CB3V EHBX16CB9W | EHBX16CB3V EHBX16CB9W | EHBX16CB3V EHBX16CB9W | EHBX16CB3V EHBX16CB9W | EHBX16CB3V EHBX16CB9W | |
|----------------------|----------|--------------------|------------|-------------|--------------------------|--------------------------|--------------------------|--------------------------|--------------------------|--------------------------|--------------------------|--------|
| Casing | Colour | | | | | | | | | | | |
| | Material | | | | | | | | | | | |
| Dimensions | Unit | HeightxWidthxDepth | mm | 890x480x344 | | | | | | | | |
| Weight | Unit | | | kg | 44 | 46/48 | | | | | | 47/48 |
| Operation range | Heating | Ambient | Min.~Max. | °C | -25~25 | | | | | | | -25~35 |
| | | | Water side | Min.~Max. | °C | | | | 15~55 | | | |
| | Cooling | Ambient | Min.~Max. | °CDB | 10~43 | | | | | | | 10~46 |
| | | | Water side | Min.~Max. | °C | | | | 5~22 | | | |
| Domestic hot water | Ambient | Min.~Max. | °CDB | -25~35 | | | | | | | -20~35 | |
| | | Water side | Min.~Max. | °C | | | | 25~80 | | | | |
| Sound power level | Nom. | | | dBA | 40 | | | | | | | 47 |
| Sound pressure level | Nom. | | | dBA | 26 | | | | | | | 33 |

| OUTDOOR UNIT | | | | ERLQ004CV3 | ERLQ006CV3 | ERLQ008CV3 | ERLQ011CV3 | ERLQ014CV3 | ERLQ016CV3 | ERLQ011CW1 | ERLQ014CW1 | ERLQ016CW1 | |
|----------------------|------------------------------|--------------------|--------|---------------------|---------------------|---------------------|------------|---------------------|------------|------------|------------|------------|--|
| Heating capacity | Min. | | | 1.80 (1) / 1.80 (2) | | | | | | | | | |
| | Nom. | | | 4.40 (1) / 4.03 (2) | | | | | | | | | |
| | Max. | | | 6.00 (1) / 5.67 (2) | | | | | | | | | |
| Cooling capacity | Min. | | | 2.00 (1) / 2.00 (2) | | | | | | | | | |
| | Nom. | | | 5.00 (1) / 4.17 (2) | | | | | | | | | |
| Power input | Heating | Nom. | | | 0.87 (1) / 1.13 (2) | | | | | | | | |
| | | Max. | | | 1.27 (1) / 1.59 (2) | | | | | | | | |
| Cooling | Nom. | | | 1.48 (1) / 1.80 (2) | | | | | | | | | |
| | | | | 1.96 (1) / 2.07 (2) | | | | | | | | | |
| COP | | | | 5.04 (1) / 3.58 (2) | | 4.74 (1) / 3.56 (2) | | 4.45 (1) / 3.42 (2) | | | | | |
| EER | | | | 3.37 (1) / 2.32 (2) | | 3.45 (1) / 2.34 (2) | | 3.42 (1) / 2.29 (2) | | | | | |
| Dimensions | Unit | HeightxWidthxDepth | mm | 735x832x307 | | | | 1,345x900x320 | | | | | |
| Weight | Unit | | | kg | 54 | 56 | | 113 | | | | 114 | |
| Operation range | Heating | Min.~Max. | | | -25~25 | | | | -25~35 | | | | |
| | | | | | 10~43 | | | | 10.0~46.0 | | | | |
| | Cooling | Min.~Max. | | | -25~35 | | | | -20~35 | | | | |
| | | | -25~35 | | | | -20~35 | | | | | | |
| Domestic hot water | Min.~Max. | | | -25~35 | | | | -20~35 | | | | | |
| | | | | -25~35 | | | | -20~35 | | | | | |
| Refrigerant | Type | | | R-410A | | | | | | | | | |
| | Charge | | | 1.45 | | 1.60 | | 3.4 | | | | | |
| Sound power level | Heating | Nom. | | | 61 | | 62 | | 64 | | 66 | | |
| | | Cooling | | | 63 | | 64 | | 66 | | 69 | | |
| Sound pressure level | Heating | Nom. | | | 48 | | 49 | | 51 | | 52 | | |
| | | Cooling | | | 49 | | 50 | | 52 | | 54 | | |
| Power supply | Name/Phase/Frequency/Voltage | | | Hz/V | | | | | | | | | |
| Current | Recommended fuses | | | A | | | | | | | | | |
| | | | | 20 | | | | 40 | | | | 20 | |

(1) Condition 1: cooling Ta 35°C - LWE 18°C (DT = 5°C); heating Ta DB/WB 7°C/6°C - LWC 35°C (DT = 5°C) (2) Condition 2: cooling Ta 35°C - LWE 7°C (DT = 5°C); heating Ta DB/WB 7°C/6°C - LWC 45°C (DT = 5°C) (3) Condition 3: heating Ta DB -7°C (RH85%) - LWC 35°C (4) Condition 4: heating Ta DB -7°C (RH85%) - LWC 45°C

INTEGRATED SOLAR UNIT

HEATING & COOLING

| INDOOR UNIT | | | | EHSX04P30A | EHSX08P30A | EHSX08P50A | EHSX16P50A |
|----------------------|------------|--------------------|----|---|------------|---------------|------------|
| Casing | Colour | | | Tank: white RAL 9003 / Top cover: steel grey RAL 7011 | | | |
| Dimensions | Unit | HeightxWidthxDepth | mm | 1,950x615x595 | | 1,940x790x790 | |
| Weight | Unit | | | 87 | 114 | 116 | |
| Operation range | Water side | Min.~Max. | °C | 15~55 | | | |
| | Water side | Min.~Max. | °C | 5~22 | | | |
| | Water side | Min.~Max. | °C | 25~80 | | | |
| Sound power level | Nom. | | | 42 | | 66 | |
| Sound pressure level | Nom. | | | 28 | | 32 | |

| OUTDOOR UNIT | | | | ERLQ004CV3 | ERLQ006CV3 | ERLQ008CV3 | ERLQ006CV3 | ERLQ008CV3 | ERLQ011CV3/CW1 | ERLQ014CV3/CW1 | ERLQ016CV3/CW1 | |
|----------------------|------------------------------|--------------------|------|-------------|---------------------|---------------------|---------------------|---------------------|---------------------|---------------------|---------------------|---------------------|
| Heating capacity | Nom. | | | kW | 4.53 (1) / 3.47 (2) | 6.06 (1) / 4.6 (2) | 7.78 (1) / 5.51 (2) | 6.06 (1) / 4.6 (2) | 7.78 (1) / 5.51 (2) | 11.8 (1) / 7.7 (2) | 14.8 (1) / 9.6 (2) | 15.3 (1) / 10.1 (2) |
| Cooling capacity | Nom. | | | kW | 4.42 (3) | 5.22 (3) | | 15.1 (3) | | 16.1 (3) | 16.8 (3) | |
| COP | | | | | 5.23 (1) / 4.07 (2) | 4.65 (1) / 3.64 (2) | 4.6 (1) / 3.54 (2) | 4.65 (1) / 3.64 (2) | 4.6 (1) / 3.54 (2) | 4.47 (1) / 3.29 (2) | 4.27 (1) / 3.22 (2) | 4.1 (1) / 3.15 (2) |
| EER | | | | | 4.21 (3) | 3.65 (3) | | 3.32 (3) | | 2.96 (3) | 2.72 (3) | |
| Dimensions | Unit | HeightxWidthxDepth | mm | 735x832x307 | | | | 1,345x900x320 | | | | |
| Weight | Unit | | | kg | 54 | 56 | | 113 | | 114 | | |
| Operation range | Heating | Min.~Max. | °CWB | -25~25 | | | | -25~35 | | | | |
| | Cooling | Min.~Max. | °CDB | 10~43 | | | | 10.0~46.0 | | | | |
| | Domestic hot water | Min.~Max. | °CDB | -25~35 | | | | -20~35 | | | | |
| Refrigerant | Type | | | R-410A | | | | | | | | |
| | Charge | | | kg | 1.45 | 1.60 | | 3.4 | | | | |
| Sound power level | Heating | Nom. | dBA | 61 | | 62 | 61 | 62 | 64 | | 66 | |
| | Cooling | Nom. | dBA | 61 | | 63 | | 64 | | 66 | 69 | |
| Sound pressure level | Heating | Nom. | dBA | 48 | | 49 | 48 | 49 | 51 | | 52 | |
| | Cooling | Nom. | dBA | 48 | 49 | 50 | 49 | 50 | 52 | | 54 | |
| Power supply | Name/Phase/Frequency/Voltage | | | Hz/V | | | | V3/1~/50/230 | | | | |
| Current | Recommended fuses | | | A | | | | 20 | | | | |

(1) Condition 1: heating Ta 7°C / LWC 35°C (2) Condition

(2) heating Ta 2°C / LWC 35°C

(3) Condition 3: cooling Ta 35°C / LWC 18°C

*Note: grey cells contain preliminary data

HEATING & COOLING

| INDOOR UNIT | | | | EHSXB04P30A | EHSXB08P30A | EHSXB08P50A | EHSXB16P50A |
|----------------------|------------|--------------------|----|---|-------------|---------------|-------------|
| Casing | Colour | | | Tank: white RAL 9003 / Top cover: steel grey RAL 7011 | | | |
| Dimensions | Unit | HeightxWidthxDepth | mm | 1,950x615x595 | | 1,940x790x790 | |
| Weight | Unit | | | 92 | 119 | 121 | |
| Operation range | Water side | Min.~Max. | °C | 15~55 | | | |
| | Water side | Min.~Max. | °C | 5~22 | | | |
| | Water side | Min.~Max. | °C | 25~80 | | | |
| Sound power level | Nom. | | | 42 | | 66 | |
| Sound pressure level | Nom. | | | 28 | | 32 | |

| OUTDOOR UNIT | | | | ERLQ004CV3 | ERLQ006CV3 | ERLQ008CV3 | ERLQ006CV3 | ERLQ008CV3 | ERLQ011CV3/CW1 | ERLQ014CV3/CW1 | ERLQ016CV3/CW1 | |
|----------------------|------------------------------|--------------------|------|-------------|---------------------|---------------------|---------------------|---------------------|---------------------|---------------------|---------------------|---------------------|
| Heating capacity | Nom. | | | kW | 4.53 (1) / 3.47 (2) | 6.06 (1) / 4.6 (2) | 7.78 (1) / 5.51 (2) | 6.06 (1) / 4.6 (2) | 7.78 (1) / 5.51 (2) | 11.8 (1) / 7.7 (2) | 14.8 (1) / 9.6 (2) | 15.3 (1) / 10.1 (2) |
| Cooling capacity | Nom. | | | kW | 4.42 (3) | 5.22 (3) | | 15.1 (3) | | 16.1 (3) | 16.8 (3) | |
| COP | | | | | 5.23 (1) / 4.07 (2) | 4.65 (1) / 3.64 (2) | 4.6 (1) / 3.54 (2) | 4.65 (1) / 3.64 (2) | 4.6 (1) / 3.54 (2) | 4.47 (1) / 3.29 (2) | 4.27 (1) / 3.22 (2) | 4.1 (1) / 3.15 (2) |
| EER | | | | | 4.21 (3) | 3.65 (3) | | 3.32 (3) | | 2.96 (3) | 2.72 (3) | |
| Dimensions | Unit | HeightxWidthxDepth | mm | 735x832x307 | | | | 1,345x900x320 | | | | |
| Weight | Unit | | | kg | 54 | 56 | | 113 | | 114 | | |
| Operation range | Heating | Min.~Max. | °CWB | -25~25 | | | | -25~35 | | | | |
| | Cooling | Min.~Max. | °CDB | 10~43 | | | | 10.0~46.0 | | | | |
| | Domestic hot water | Min.~Max. | °CDB | -25~35 | | | | -20~35 | | | | |
| Refrigerant | Type | | | R-410A | | | | | | | | |
| | Charge | | | kg | 1.45 | 1.60 | | 3.4 | | | | |
| Sound power level | Heating | Nom. | dBA | 61 | | 62 | 61 | 62 | 64 | | 66 | |
| | Cooling | Nom. | dBA | 61 | | 63 | | 64 | | 66 | 69 | |
| Sound pressure level | Heating | Nom. | dBA | 48 (3) | | 49 (3) | 48 | 49 | 51 | | 52 | |
| | Cooling | Nom. | dBA | 48 (3) | 49 (3) | 50 (3) | 49 | 50 | 52 | | 54 | |
| Power supply | Name/Phase/Frequency/Voltage | | | Hz/V | | | | V3/1~/50/230 | | | | |
| Current | Recommended fuses | | | A | | | | 20 | | | | |

(1) Condition 1: heating Ta 7°C / LWC 35°C

(2) heating Ta 2°C / LWC 35°C

(3) Condition 3: cooling Ta 35°C / LWC 18°C

*Note: grey cells contain preliminary data

DOMESTIC HOT WATER TANK

| DOMESTIC HOT WATER TANK | | | | EKHS150B3V3 | EKHS200B3V3 | EKHS300B3V3 | EKHS200B3Z2 | EKHS300B3Z2 |
|-------------------------|---------------------------|------------------------------|---------|-------------|-------------|-------------|-------------|-------------|
| Casing | Colour | Neutral white | | | | | | |
| | Material | Epoxy-coated mild steel | | | | | | |
| Dimensions | Unit | Width | mm | 580 | | | | |
| | | Depth | mm | 580 | | | | |
| Weight | Unit | Empty | kg | 37 | 45 | 59 | 45 | 59 |
| Tank | Water volume | | l | 150 | 200 | 300 | 200 | 300 |
| | Material | Stainless steel (DIN 1.4521) | | | | | | |
| | Maximum water temperature | | °C | 85 | | | | |
| Heat exchanger | Insulation | Heat loss | kWh/24h | 1.55 | 1.77 | 2.19 | 1.77 | 2.19 |
| | Quantity | 1 | | | | | | |
| | Tube material | Duplex steel LDX 2101 | | | | | | |
| Booster heater | Capacity | | kW | 3 | | | | |
| Power supply | Phase/Frequency/Voltage | | Hz/V | 1~/50/230 | | | 2~/50/400 | |

| Domestic hot water tank | | | | EKHWE150A3V3 | EKHWE200A3V3 | EKHWE300A3V3 | EKHWE200A3Z2 | EKHWE300A3Z2 |
|-------------------------|---------------------------|--------------------|---------|--------------|--------------|--------------|--------------|--------------|
| Casing | Colour | RAL9010 | | | | | | |
| | Material | Epoxy coated steel | | | | | | |
| Dimensions | Unit | Diameter | mm | 545 | | | | |
| | Unit | Empty | kg | 80 | 104 | 140 | 104 | 140 |
| Tank | Water volume | | l | 150 | 200 | 300 | 200 | 300 |
| | Maximum water temperature | | °C | 75 | | | | |
| | Insulation | Heat loss | kWh/24h | 1.7 | 1.9 | 2.5 | 1.9 | 2.5 |
| Booster heater | Capacity | | kW | 3.0 | | | | |
| Power supply | Phase/Frequency/Voltage | | Hz/V | 1~/50/230 | | | 2~/50/400 | |

DOMESTIC HOT WATER TANK FOR UNPRESSURIZED SOLAR CONNECTION

| DOMESTIC HOT WATER TANK | | | | EKHWP300B | | EKHWP500B | |
|-------------------------|---------------------------|---------------------------------|----------------|-----------------|--|-----------|--|
| Dimensions | Unit | Height | mm | 1,640 | | 1,640 | |
| | | Width | mm | 595 | | 790 | |
| | | Depth | mm | 615 | | 790 | |
| Weight | Unit | Empty | kg | 59 | | 93 | |
| Tank | Water volume | | l | 300 | | 500 | |
| | Maximum water temperature | | °C | 85 | | | |
| | Insulation | Heat loss | kWh/24h | 1.3 | | 1.4 | |
| Heat exchanger | Domestic hot water | Tube material | | Stainless steel | | | |
| | | Face area | m ² | 5.8 | | 6 | |
| | | Internal coil volume | l | 27.9 | | 29 | |
| | | Operating pressure | bar | 6 | | | |
| | | Average specific thermal output | W/K | 2,790 | | 2,900 | |
| Charging | Charging | Tube material | | Stainless steel | | | |
| | | Face area | m ² | 2.7 | | 3.8 | |
| | | Internal coil volume | l | 13.2 | | 18.5 | |
| | | Operating pressure | bar | 3 | | | |
| | | Average specific thermal output | W/K | 1,300 | | 1,800 | |
| Auxiliary solar heating | Auxiliary solar heating | Tube material | | Stainless steel | | | |
| | | Face area | m ² | - | | 0.5 | |
| | | Internal coil volume | l | - | | 2.3 | |
| | | Operating pressure | bar | 3 | | | |
| | | Average specific thermal output | W/K | - | | 280 | |

SOLAR SYSTEM - UNPRESSURIZED SYSTEM

| INDOOR UNIT | | | | EKSRPS3 | |
|---------------------|---|---|----|-------------|--|
| Mounting | On side of tank | | | | |
| Dimensions | Unit | HeightxWidthxDepth | mm | 815x230x142 | |
| Thermal performance | Zero loss collector efficiency η_0 | | % | - | |
| Control | Type | Digital temperature difference controller with plain text display | | | |
| | Power consumption | | W | 2 | |
| Sensor | Solar panel temperature sensor | Pt1000 | | | |
| | Storage tank sensor | PTC | | | |
| | Return flow sensor | PTC | | | |
| | Feed temperature and flow sensor | Voltage signal (3.5V DC) | | | |
| Power supply | Voltage | | V | 230 | |

SOLAR SYSTEM - PRESSURIZED SYSTEM

| SOLAR KIT | | | | EKSOLHW | |
|----------------------|---|--------------------|------|---------------|--|
| Dimensions | Unit | HeightxWidthxDepth | mm | 770x305x270 | |
| Weight | Unit | | kg | 8 | |
| Operation range | Ambient temperature | Min.~Max. | °C | 1~35 | |
| Sound pressure level | Nom. | | dBA | 27 | |
| Thermal performance | Zero loss collector efficiency η_0 | | % | - | |
| Power supply | Phase/Frequency/Voltage | | Hz/V | 1~/50/220-240 | |
| Power supply intake | | | | INDOOR UNIT | |

| INDOOR UNIT | | | | EKSDSR1 | |
|---------------------|---|--------------------|----|---|--|
| Mounting | | | | On wall | |
| Dimensions | Unit | HeightxWidthxDepth | mm | 332x230x145 | |
| Thermal performance | Zero loss collector efficiency η_0 | | % | - | |
| Control | Type | | | Digital temperature difference controller with plain text display | |
| | Power consumption | | W | 2 | |
| Sensor | Solar panel temperature sensor | | | Pt1000 | |
| | Storage tank sensor | | | PTC | |
| | Return flow sensor | | | PTC | |
| | Feed temperature and flow sensor | | | Voltage signal (3.5V DC) | |
| Power supply | Voltage | | V | 230 | |

SOLAR COLLECTOR

| SOLAR COLLECTOR | | | | EKSH26P | | EKSV21P | | EKSV26P | |
|-------------------------|---|--------------------|----------------|--|--|----------------|--|----------------|--|
| Dimensions | Unit | HeightxWidthxDepth | mm | 1,300x2,000x85 | | 2,000x1,006x85 | | 2,000x1,300x85 | |
| Weight | Unit | | kg | 42 | | 35 | | 42 | |
| Volume | | | l | 2.1 | | 1.3 | | 1.7 | |
| Surface | Outer | | m ² | 2.6 | | 2.01 | | 2.6 | |
| | Aperture | | m ² | 2.350 | | 1.79 | | 2.35 | |
| | Absorber | | m ² | 2.360 | | 1.8 | | 2.36 | |
| Coating | | | | Micro-therm (absorption max.96%, Emission ca. 5% +/-2%) | | | | | |
| Absorber | | | | Harp-shaped copper pipe register with laser-welded highly selective coated aluminium plate | | | | | |
| Glazing | | | | Single pane safety glass, transmission +/- 92% | | | | | |
| Allowed roof angle | Min.~Max. | | ° | 15~80 | | | | | |
| Operating pressure | Max. | | bar | 6 | | | | | |
| Stand still temperature | Max. | | °C | 200 | | | | | |
| Thermal performance | Zero loss collector efficiency η_0 | | % | - | | | | | |

HEAT PUMP CONVECTOR

| INDOOR UNIT | | | | FWXV15A | | FWXV20A | |
|----------------------|-------------------------|--------------------|---------|----------------------|--|---------|--|
| Heating capacity | Total capacity | Nom. | kW | 1.5 | | 2.0 | |
| | | | Btu/h | 5,100 | | 6,800 | |
| Cooling capacity | Total capacity | Nom. | kW | 1.2 | | 1.7 | |
| | Sensible capacity | Nom. | kW | 0.98 | | 1.4 | |
| Power input | Heating | Nom. | kW | 0.013 | | 0.015 | |
| | Cooling | Nom. | kW | 0.013 | | 0.015 | |
| Dimensions | Unit | HeightxWidthxDepth | mm | 600x700x210 | | | |
| Weight | Unit | | kg | 15 | | | |
| Piping connections | Drain/OD/Inlet/Outlet | | mm/inch | 18/G 1/2/G 1/2 | | | |
| Sound pressure level | Heating | Nom. | dBA | 19 | | 29 | |
| | Cooling | Nom. | dBA | 19 | | 29 | |
| Power supply | Phase/Frequency/Voltage | | Hz/V | 1~/50/60/220-240/220 | | | |

ROOM THERMOSTAT

| WIRELESS / WIRED ROOM THERMOSTAT | | | | EKTR1 | | EKRTWA | |
|----------------------------------|------------|--------------------|----|--------------------------------------|--|--------------------------------------|--|
| Dimensions | Unit | HeightxWidthxDepth | mm | - | | 87x125x34 | |
| | Thermostat | Height/Width/Depth | mm | 87/125/34 | | - | |
| | Receiver | Height/Width/Depth | mm | 170/50/28 | | - | |
| Weight | Unit | | g | - | | 215 | |
| | Thermostat | | g | 210 | | - | |
| | Receiver | | g | 125 | | - | |
| Ambient temperature | Storage | Min./Max. | °C | -20/60 | | | |
| | Operation | Min./Max. | °C | 0/50 | | | |
| Temperature setting range | Heating | Min./Max. | °C | 4/37 | | | |
| | Cooling | Min./Max. | °C | 4/37 | | | |
| Clock | | | | Yes | | | |
| Regulation function | | | | Proportional band | | | |
| Power supply | Voltage | | V | - | | Battery powered 3* AA-LR6 (alkaline) | |
| | Thermostat | Voltage | V | Battery powered 3x AA-LRG (alkaline) | | - | |
| | Receiver | Voltage | V | 230 | | - | |
| | Frequency | | Hz | 50 | | - | |
| | Phase | | | 1~ | | - | |
| Connection | Type | | | Wired | | | |
| | Thermostat | | | Wireless | | | |
| | Receiver | | | Wired | | | |
| Maximum distance to receiver | Indoor | | m | approx.30m | | | |
| | Outdoor | | m | approx.100m | | | |



Today, Daikin leads the way towards more efficient, cost-effective and environmentally friendly comfort solutions, introducing products optimised for all seasons. In fact, Daikin products reduce energy and costs in a smart way. They are designed to perform under all conditions and reflect the actual performance you can expect over an entire heating and cooling season. So, with Daikin you make the right choice for your wallet... and the environment.

The present leaflet is drawn up by way of information only and does not constitute an offer binding upon Daikin Europe N.V. Daikin Europe N.V. has compiled the content of this leaflet to the best of its knowledge. No express or implied warranty is given for the completeness, accuracy, reliability or fitness for particular purpose of its content and the products and services presented therein. Specifications are subject to change without prior notice. Daikin Europe N.V. explicitly rejects any liability for any direct or indirect damage, in the broadest sense, arising from or related to the use and/or interpretation of this leaflet. All content is copyrighted by Daikin Europe N.V.



Daikin Europe N.V. participates in the Eurovent Certification programme for Liquid Chilling Packages (LCP) and Fan coil units (FCU). Check ongoing validity of certificate online: www.eurovent-certification.com or using: www.certiflash.com

FSC

ECPEN14-722

Daikin products are distributed by: